


**Single-family**




- Exclusively single-family detached residences



**Townhouses**




- Exclusively townhouse residences



**Highway Commercial**




- Auto-oriented retail
- Offices
- Hotels



**Office District**




- Primarily office uses
- Service retail
- Hotels



**General Mixed-Use**




- Vertical mix of housing, retail, and office
- Human scale



**High-Rise Mixed-Use**




- High-rise, mixed-use buildings
- Vertical mix of housing, retail, and office
- High density




**Institutional**



- Churches and civic buildings



**Open Space**



- Park, plaza, amphitheater or other public open space

# Land Use Category Legend for Proposed Alternatives

Prepared for:  
Henry County Government

Prepared by:  
Tunnell-Spangler-Walsh & Associates  
with URS Corporation and Marketek, Inc.  
October 13, 2009

